

## Traffic Flow Diagrams

Client: Deerhyde Ltd  
Project Title: Golf Links Lane, Selsey

Date: 03.01.23

Project Code: 22-0360

Network Peak Hours  
AM Peak **0800 - 0900**  
PM Peak **16:30 - 17:30**

Prepared By: MW

Approved By: MW

Revisions - - - -

TFD_01	2022 Base Year (Based on MCC survey undertaken Tuesday 16th August 2022) (Vehicles)
TFD_02	2023 Base Year (Based on MCC survey undertaken Tuesday 16th August 2022 and TEMPRO Growth Rates) (Vehicles)
TFD_03	2026 Base Year (Based on MCC survey undertaken Tuesday 16th August 2022 and TEMPRO Growth Rates) (Vehicles)
TFD_04	Development Assignment (%) (Pro-Rata based on B2145 Chichester Road traffic flows)
TFD_05	Development Traffic Flows (Vehicles)
TFD_06	2023 Base Year + Development Traffic (Vehicles)
TFD_07	2026 Base Year + Development Traffic (Vehicles)
TFD_08	
TFD_09	
TFD_10	
TFD_11	
TFD_12	



### Development Trips

#### Privately Owned Dwelling Trip Rates

Time Period	Arrivals	Departures	Two-way Flow
AM Peak (08:00-09:00)	0.131	0.348	0.479
PM Peak (17:00-18:00)	0.321	0.163	0.484

#### Privately Owned Dwellings

Time Period	Trips	Dwellings	250
AM Peak (08:00-09:00)	33	87	120
PM Peak (17:00-18:00)	80	41	121

#### Use B Trip Rates

Time Period	Arrivals	Departures	Two-way Flow
AM Peak (08:00-09:00)			0.000
PM Peak (17:00-18:00)			0.000

#### Use B Trips

Time Period	Arrivals	Departures	Two-way Flow
AM Peak (08:00-09:00)	0	0	0
PM Peak (17:00-18:00)	0	0	0

#### Total Trips

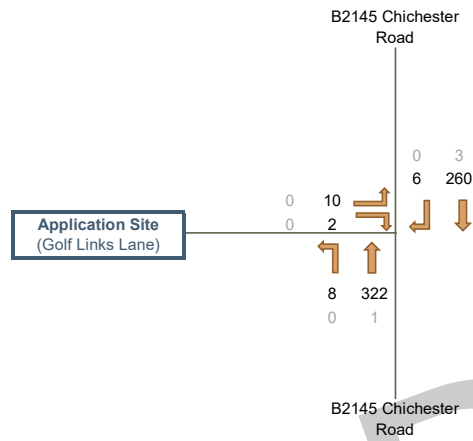
Time Period	Arrivals	Departures	Two-way Flow
AM Peak (08:00-09:00)	33	87	120
PM Peak (17:00-18:00)	80	41	121

#### Growth Rates

	Chichester		Chichester 014	
	Principal		Principal	
	AM	PM	AM	PM
2022 - 2023	1.007	1.0071	1.0079	1.0082
2022 - 2026	1.0277	1.0282	1.0314	1.0327

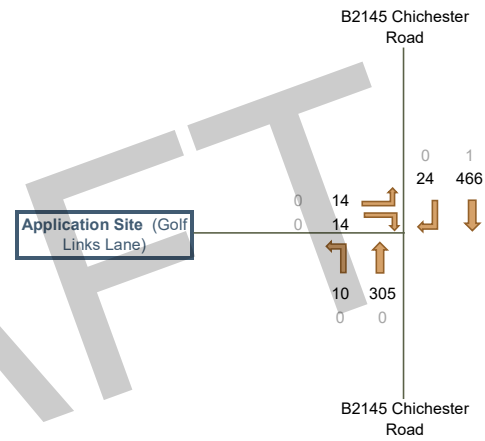
**AM Peak**  
0800 - 0900

% HGVs



**PM Peak**  
16:30 - 17:30

% HGVs



Client:

Deerhyde Ltd

Project:

Golf Links Lane, Selsey

Drawing Title:

2022 Base Year (Based on MCC survey undertaken Tuesday 16th August 2022) (Vehicles)

Date:

03.01.23

Project Code:

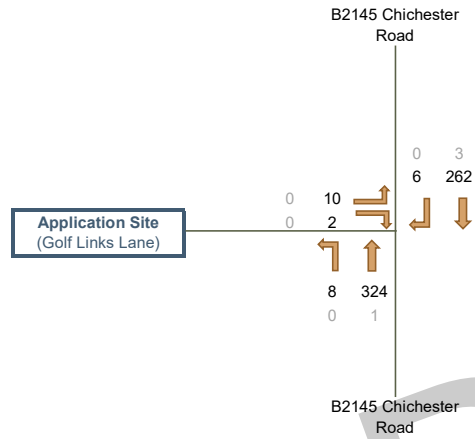
22-0360

TFD No:

TFD\_01

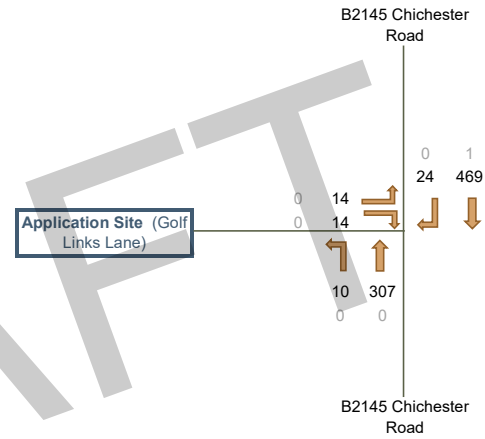
AM Peak  
0800 - 0900

% HGVs



PM Peak  
16:30 - 17:30

% HGVs



DRAFT



Client:

Deerhyde Ltd

Project:

Golf Links Lane, Selsey

Drawing Title:

2023 Base Year (Based on MCC survey undertaken Tuesday 16th August 2022 and TEMPRO Growth Rates) (Vehicles)

Date:

03.01.23

Project Code:

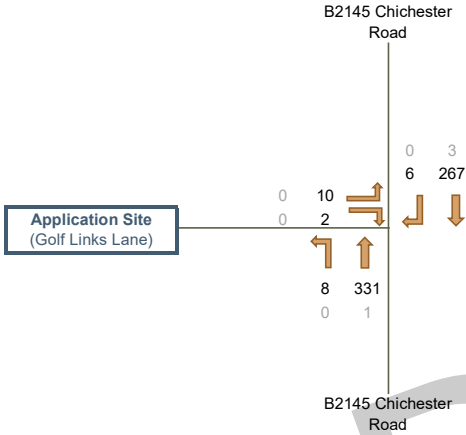
22-0360

TFD No:

TFD\_02

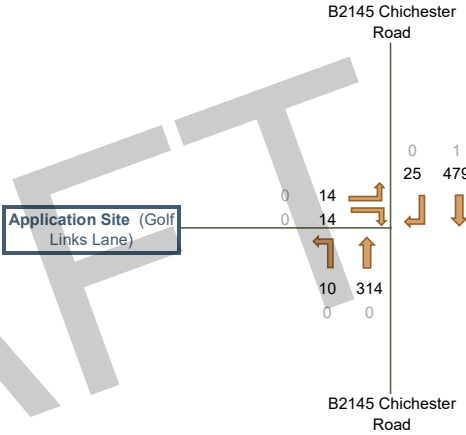
AM Peak  
0800 - 0900

% HGVs



PM Peak  
16:30 - 17:30

% HGVs



Client:

Deerhyde Ltd

Project:

Golf Links Lane, Selsey

Drawing Title:

Development Assignment (%) (Pro-Rata based on B2145 Chichester Road traffic flows)

Date:

03.01.23

Project Code:

22-0360

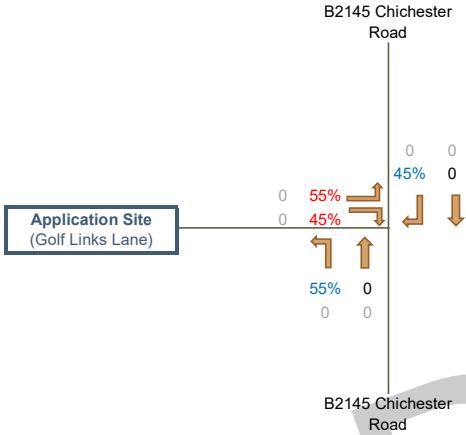
TFD No:

TFD\_03

AM Peak  
0800 - 0900

% HGVs

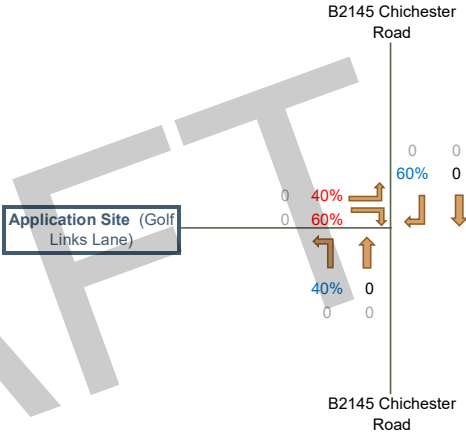
Inbound  
Outbound



PM Peak  
16:30 - 17:30

% HGVs

Inbound  
Outbound



Client:

Deerhyde Ltd

Project:

Golf Links Lane, Selsey

Drawing Title:

Development Assignment (%) (Pro-Rata based on B2145 Chichester Road traffic flows)

Date:

03.01.23

Project Code:

22-0360

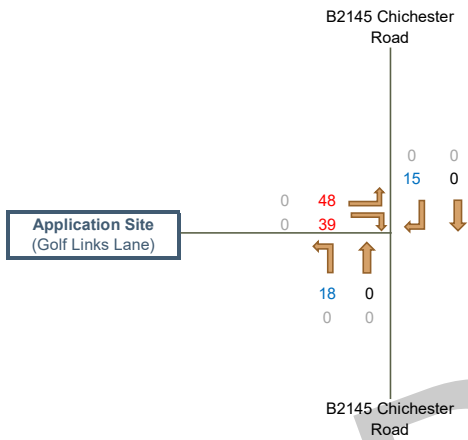
TFD No:

TFD\_04

AM Peak  
0800 - 0900

% HGVs

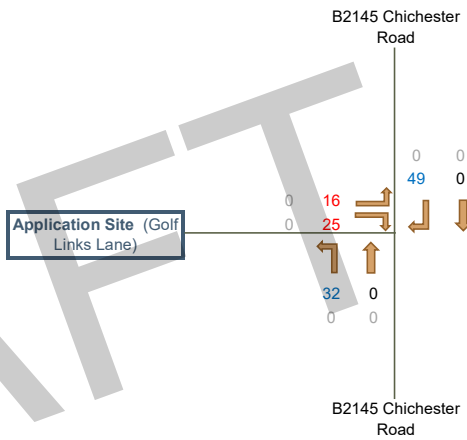
Inbound  
Outbound



PM Peak  
16:30 - 17:30

% HGVs

Inbound  
Outbound



rappor



Client:

Deerhyde Ltd

Project:

Golf Links Lane, Selsey

Drawing Title:

Development Traffic Flows (Vehicles)

Date:

03.01.23

Project Code:

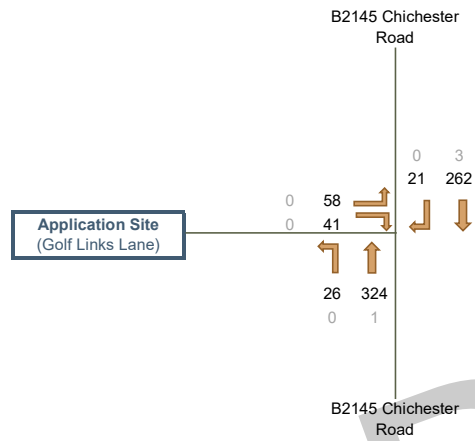
22-0360

TFD No:

TFD\_05

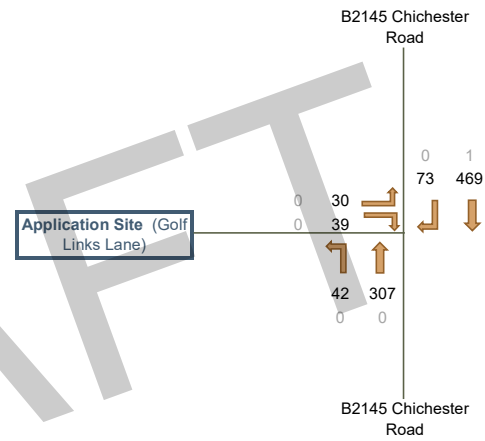
AM Peak  
0800 - 0900

% HGVs



PM Peak  
16:30 - 17:30

% HGVs



DRAFT



Client:

Deerhyde Ltd

Project:

Golf Links Lane, Selsey

Drawing Title:

2023 Base Year + Development Traffic (Vehicles)

Date:

03.01.23

Project Code:

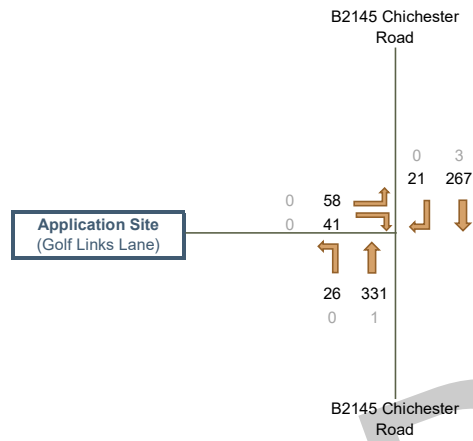
22-0360

TFD No:

TFD\_06

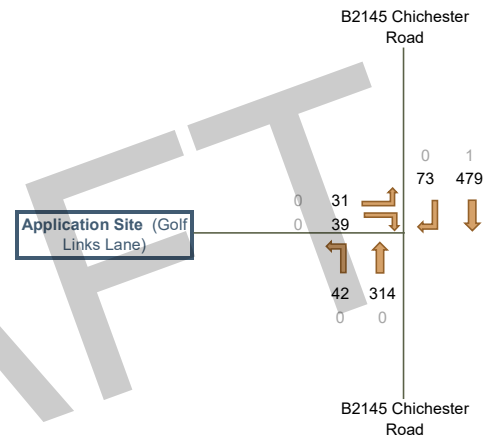
AM Peak  
0800 - 0900

% HGVs



PM Peak  
16:30 - 17:30

% HGVs



Client:

Deerhyde Ltd

Project:

Golf Links Lane, Selsey

Drawing Title:

2026 Base Year + Development Traffic (Vehicles)

Date:

03.01.23

Project Code:

22-0360

TFD No:

TFD\_07